

.....
Hello pianists & teachers,

I'm going to be honest here. This one is a little bit for us to play. At the end of the teaching day when you're tired and you've had quite enough thank you very much I want you to sit down, pound out these chords and belt out Adele's recent album.



Okay, okay if you want to give it to your students so that they can have a learning experience that's fine too. But don't say I never gave you anything.

Great news, this one is in the same key as the original so you can cue up the recording and sing right along with Adele! Find some harmonies, have fun with it!

Happy playing!

Rhonda

P.S. I'd love to hear from you!
Tag @rhondaberlinmusic on
Instagram or email me at
rhonda@berlinmusicstudio.com



Easy on Me

F Dm C
Go easy on me baby

Am Bb
I was still a child

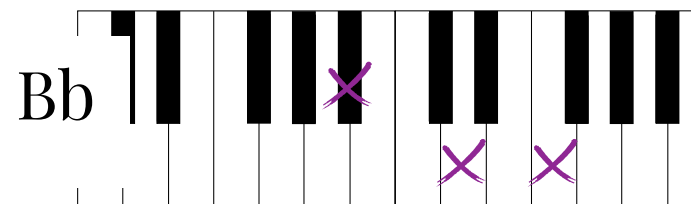
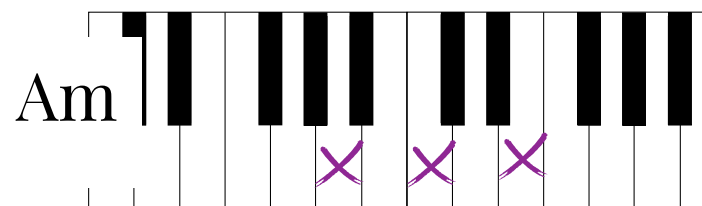
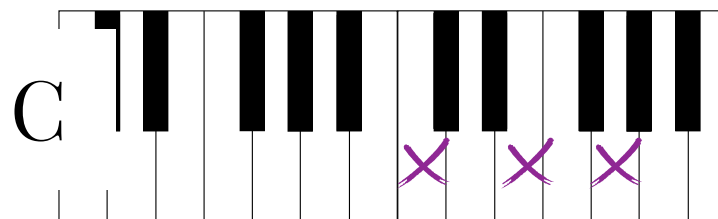
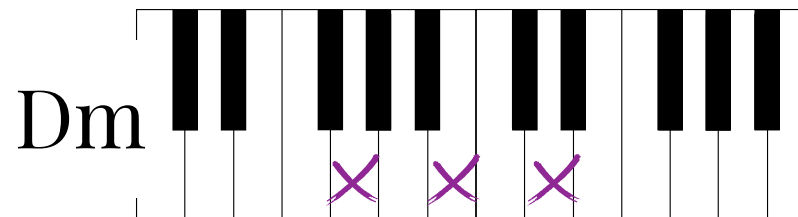
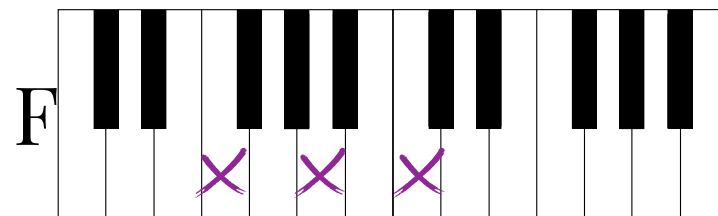
Bb
Didn't get the chance to

F Dm C
Feel the world around me baby

Am Bb
I had no time to choose

Bb
What I chose to do

F Dm Am Bb F
So go easy on me.





Tips for teaching "Easy on Me"

I recommend playing along with Adele's recording. I tried to situated the chords over the lyrics correctly but there are a few that happen between the lyrics. I think these will become clear once you're listening. Play it in a way that feels natural to you!

That F chord at the end is only necessary if you want to have an "ending" at the end of the chorus,

