

.....

Hello pianists & teachers,

I'm so happy to share another chord chart with you! I use these charts with my own students and we have truly enjoyed learning about chords and improvisations while allowing students to play the songs that they are asking for!

I only write out the chorus for them and then usually they can figure out the verses on their own. I love allowing them to learn to listen carefully to their music to find chord changes- it's great practice!

"Sign of the Times" was the big single from Harry Styles's first solo album after his time with One Direction. With only 3 chords, your students will be singing and playing in no time!

Happy playing!

*Rhonda*

P.S. I'd love to hear from you!  
Tag @rhondaberlinmusic on  
Instagram or email me at  
rhonda@berlinmusicstudio.com

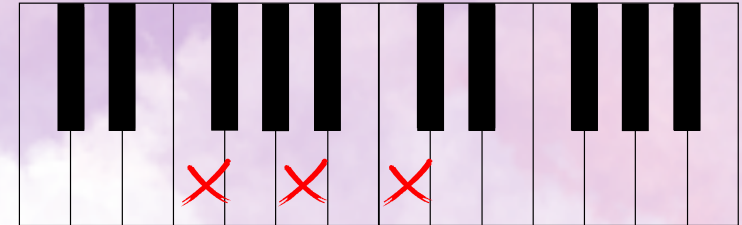


# Sign of the Times

**F**  
Just stop your cryin' it's a sign of the times

**Dm**

**F**

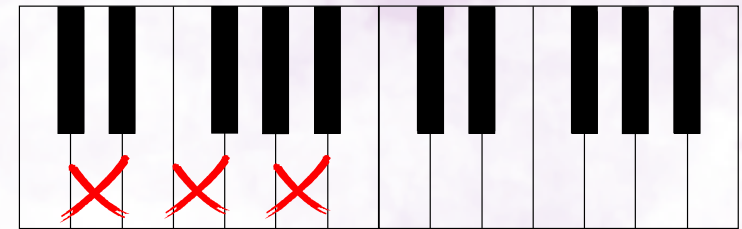


**C**  
Welcome to the final show

Hope you're wearing your best clothes

**F**  
You can't bribe the door

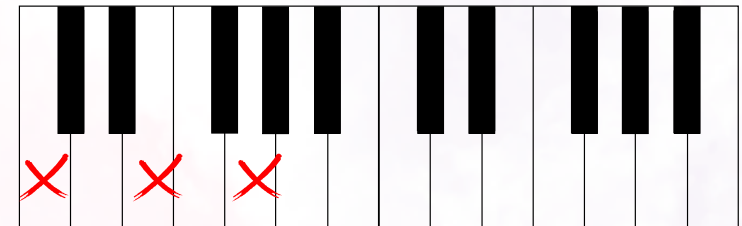
**Dm**



**Dm**  
On your way to the sky

**C**  
You look pretty good down here

**C**



But you ain't really good...



# Tips for teaching with chords



Help students discover what note the song starts on so that they can easily sing along and find the tonality of the song.



Work on playing each chord several times keeping a steady beat underneath the melody.

Never mind the metronome for keeping time. When teaching pop songs you can use the pre-programmed beats on some keyboards or use an app like Garage Band to practice with your "drummer".