

.....
Hello pianists & teachers,

It happened! One of my students has been enjoying these chord charts for several months now. In fact, he's the one that started all this. He likes to sing along with his own piano playing and the charts made that possible.



This week at his lesson he proudly showed me the song he figured out on his own. He heard the chord changes, compared the sounds to other songs he had learned, and nailed "Someone You Loved" by Lewis Capaldi.

So this chart is dedicated to my student, Liam. I'm so proud to know him.

Happy playing!

Rhonda

P.S. I'd love to hear from you!
Tag @rhondaberlinmusic on
Instagram or email me at
rhonda@berlinmusicstudio.com

.....

Someone You Loved

^C Now the day bleeds into nightfall ^G

^{Am} And you're not here

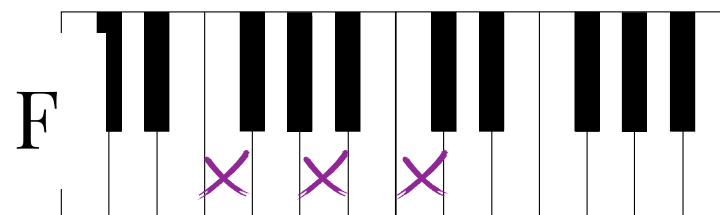
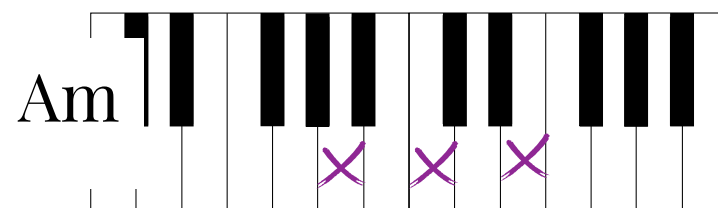
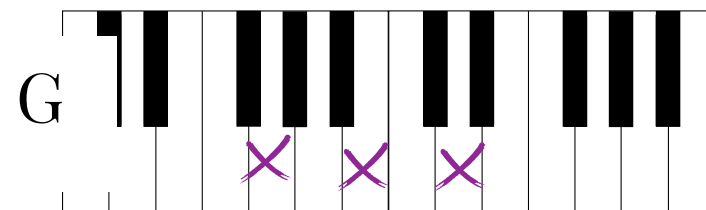
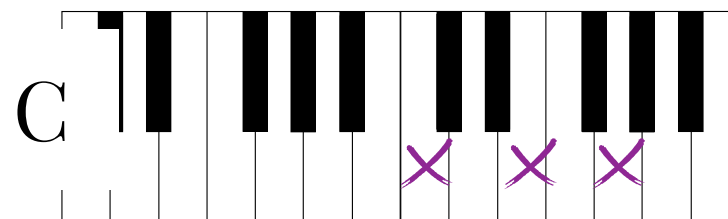
^F to get me through it all

^C I let my guard down

^G then you pulled the rug

^{Am} I was getting kinda used to

^F being someone you loved.





Tips for teaching "Someone You Loved"

This one is pretty straight forward so once you've got the hang of the chords in root position jump straight to inversions. Encourage your student to experiment with different positions and decide what sounds best to their ears. Have fun!

Someone You Loved

^C Now the day bleeds into nightfall ^G

^{Am} And you're not here

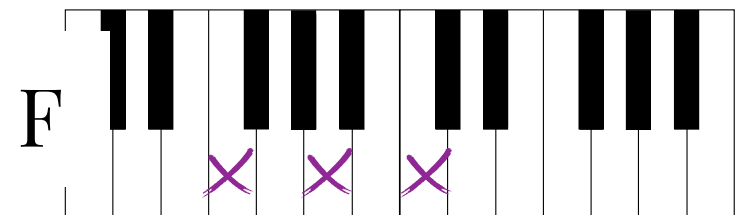
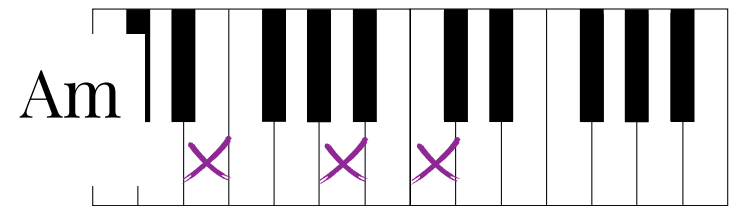
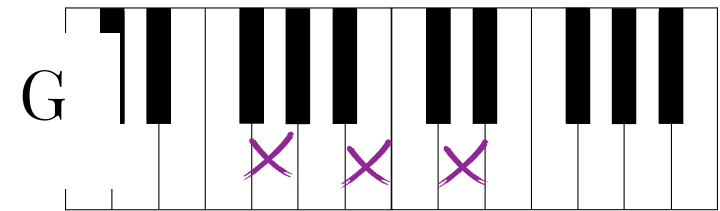
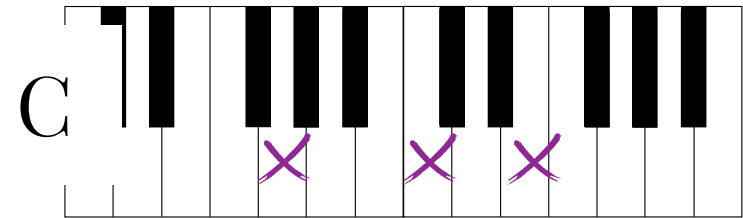
^F to get me through it all

^C I let my guard down

^G then you pulled the rug

^{Am} I was getting kinda used to

^F being someone you loved.





Tips for teaching "Someone You Loved" Inversions

You'll notice that only the C & Am chords are inverted in this chart. That's very intentional here because it keeps the hand in the same neighborhood. I recommend keeping the right hand around or below middle C.